



19 May 2026

Ref: OIA-2025/26-0670

Tēnā koe

Official Information Act request relating to copies of documents from March 2026

Thank you for your Official Information Act 1982 (the Act) request, which was received by the Department of the Prime Minister and Cabinet (DPMC) on 21 April 2026. Your request is:

“Under the Official Information Act 1982 I request copies of the following documents the titles of which can be found here <https://www.dPMC.govt.nz/publications/proactive-release-titles-advice-prime-minister-and-minister-national-security-and-intelligence-march-2026>:

- [1]. Conflicts of interest report: March 2026*
- [2]. Health Target Dashboard – March 2026*
- [3]. Export Dashboard – March 2026*
- [4]. Amendment to transfer of responsibility – aviation matters*
- [5]. Transfer of responsibility – telecommunications Regulatory Review”*

Information being released

I have decided to release copies of the documents listed below, subject to information being withheld as noted. The relevant grounds under which information has been withheld are:

- s9(2)(a), to protect the privacy of individuals
- s9(2)(ba)(ii), to prevent damage to the public interest
- s9(2)(f)(iv), to maintain the confidentiality of advice tendered by or to Ministers and officials
- s9(2)(g)(i) to maintain the effective conduct of public affairs through the free and frank expression of opinion.

Item	Date	Document description	Decision
1	11 March 2026	Conflicts of interest report: March 2026	Release with some information withheld under sections 9(2)(a), 9(2)(ba)(ii), 9(2)(f)(iv), 9(2)(g)(i)
2	5 March 2026	Health Target Dashboard – March 2026	Release with some information withheld under section 9(2)(f)(iv)
3	12 March 2026	Export Dashboard – March 2026	Release with some information withheld under section 9(2)(g)(i)
4	13 March 2026	Amendment to transfer of responsibility – aviation matters	Release with some information withheld under sections 9(2)(a), 9(2)(ba)(ii), 9(2)(f)(iv), 9(2)(g)(i)
5	25 March 2026	Transfer of responsibility – telecommunications Regulatory Review	Release with some information withheld under sections 9(2)(a), 9(2)(ba)(ii), 9(2)(f)(iv), 9(2)(g)(i)

In making my decision, I have considered the public interest considerations in section 9(1) of the Act. No public interest has been identified that would be sufficient to outweigh the reasons for withholding that information.

You have the right to ask the Ombudsman to investigate and review my decision under section 28(3) of the Act.

This response will be published on the DPMC website during our regular publication cycle. Typically, information is released monthly, or as otherwise determined. Your personal information including name and contact details will be removed for publication.

Nāku noa, nā



Lisa Daniell
Acting Deputy Chief Executive
Policy and Delivery Unit

Proactively Released



Cabinet Office

Memo

11 March 2026

To Prime Minister

From Nicola Purvis

Subject **Conflicts of interest report: March 2026**

Deadline 18 March 2026

Report

1 We present our conflicts of interest report for March, **attached**.

Public release

2 We seek your agreement to our regular six-monthly public release of certain information about Ministers' conflicts, **attached**. This release covers the period 1 July to 31 December 2025.

3 The release includes a summary of Ministers' transfers of responsibility and long-standing arrangements not to receive papers, consistent with the system of proactive release established in 2012 with the Chief Ombudsman. The Ombudsman has confirmed that the proposed release information is consistent with the more detailed records held by the Cabinet Office. All Ministers with information being released have been consulted and none expressed concerns.

Recommendations


4 I recommend that you:

4.1 **agree** the current actions for the management of interests for each Minister and Parliamentary Under-Secretary (provided to you electronically); and

AGREED / NOT AGREED

4.2 **agree** to the public release of summary information about the management of ministerial conflicts of interest as attached.

AGREED / NOT AGREED


Nicola Purvis
Deputy Secretary of the Cabinet
(Constitutional and Honours)

Rt Hon Christopher Luxon
Prime Minister

Date: / / 2026

Distribution:

Cameron Burrows, Chief of Staff

9(2)(a)

- 9(2)(ba)(ii), 9(2)(f)(iv)

Transfers of responsibility and standing arrangements not to receive papers (since last report)

Date	Minister	Transfer to/ arrangement	Portfolio	Aspect of portfolio	Reason
2 Dec 2025	Hon Bishop	Hon Jones	Infrastructure	Fast-track Approvals Act decisions on Queenstown Cable Car project.	9(2)(a), 9(2)(ba)(ii), 9(2)(f)(iv)
22 Dec 2025	Hon Potaka	Hon Jones	Māori Crown Relations	Matters relating to a Papakura Property included in Ngāi Tai ki Tāmaki and Ngāti Tamaoho Deeds of Settlement with the Crown.	9(2)(ba)(ii), 9(2)(f)(iv)
29 Jan 2026	Hon Meager	Hon Grigg	South Island and Transport	Matters relating to Fast-track applications made by Southern Infrastructure Limited or associated companies.	9(2)(ba)(ii), 9(2)(f)(iv), 9(2)(a)
18 Feb 2026	Hon Hoggard	Hon Grigg	Agriculture	Matters relating to wearable devices for cattle that use aversive training.	9(2)(ba)(ii), 9(2)(f)(iv)
20 Feb 2026	Hon Potaka	Hon Meager (activation of an existing transfer)	Māori Crown Relations and Māori Development	Matters relating to the Sunfield housing project fast-track application.	9(2)(ba)(ii), 9(2)(f)(iv)
26 Feb 2026	Hon Bishop	Hon Willis	Infrastructure	Matters relating to the Wellington International Airport Southern Seawall Renewal fast-track project.	9(2)(a), 9(2)(ba)(ii), 9(2)(f)(iv)
		Hon Simmonds	RMA reform		
2 March 2026	Hon Simmonds	Hon McClay	Environment	Matters relating to farm-facing freshwater instruments.	9(2)(ba)(ii), 9(2)(f)(iv) 9(2)(a)

Expected upcoming activity

- CO to publish by end March certain Ministerial conflict management arrangements for period 1 July to 31 December 2025.
- 9(2)(ba)(ii), 9(2)(f)(iv)
- CO's next regular report to you is in May.



Cabinet Office

Proactive release register:

1 July to 31 December 2025

- 1 The table below is a summary of certain actions taken by Ministers to manage actual and potential conflicts of interest during the period 1 July 2025 to 31 December 2025. It includes transfers of responsibility to other Ministers and standing arrangements not to receive Cabinet papers. Other steps for managing conflicts of interest set out at paragraph 2.76 of the Cabinet Manual (such as declarations of interest, and ad hoc or short-term arrangements not to receive papers) are not included.
- 2 The Office of the Ombudsman has reviewed this summary and confirmed that it is consistent with the more detailed record held by the Cabinet Office.
- 3 The actions listed in the table are standing arrangements and may cover multiple instances when responsibility was exercised by another Minister or papers were not received. It is also possible that there have been no such instances because the particular issue has not arisen in practice.
- 4 The nature of each actual or potential conflict of interest is usually described using the following categories:
 - *Pecuniary*: relating to a Minister's personal financial interests such as assets, debts and gifts;
 - *Personal*: relating to a Minister's non-financial personal interests, such as family, whānau or close associates, former employment and business activities, and (in certain limited circumstances) current and past involvement with specific organisations;
 - *Portfolio*: relating to different aspects of a Minister's official responsibilities;
 - *Constituency*: relating to a Minister's role as a Member of Parliament.
- 5 The following actions commonly occur as a consequence of a transfer:
 - (1) officials report directly to the transferee in relation to the specified matter(s);
 - (2) any information relating to the specified matter(s) received by the transferor's office is referred to the transferee;
 - (3) the transferor does not receive Cabinet papers or other official papers or reports on the specified matter(s); and
 - (4) if the specified matter(s) is/are discussed at Cabinet (or other relevant meetings), the transferor will declare his/her interest and withdraw from the meeting (or seek the agreement of colleagues to continue to take part).
- 6 These actions are referred to below as "action (1)", "action (2)" etc.
- 7 A proactive release of information about the management of ministerial conflicts of interest (covering transfers of responsibility and arrangements not to receive papers) was agreed by the then Prime Minister and the former Chief Ombudsman in 2012. The release is intended to provide public assurance that systems are in place to manage conflicts of interest effectively, while protecting the privacy of individuals, the confidentiality of Cabinet discussions, and the confidentiality of correspondence between the Cabinet Office and the Prime Minister and other Ministers about actual or potential conflicts of interest.

8 Further information on the management of ministerial conflicts of interest is set out at paragraphs 2.59-2.83 of the Cabinet Manual 2023, available at <https://www.dPMC.govt.nz> and at <https://www.dPMC.govt.nz/our-business-units/cabinet-office/ministers-and-their-portfolios/ministers-interests>.

Minister	Matter at issue	Nature of conflict	Action taken
Hon Simmonds	Potential conflict between mid-2025 appointment of Fiordland Marine Guardians under the Fiordland (Te Moana o Atawhenua) Marine Management Act 2005 and a personal interest.	Personal	Responsibilities as Minister for the Environment for matters relating to the mid-2025 appointment of the Fiordland Marine Guardians transferred to Hon Potaka on 3 July 2025. Actions (1), (2), (3), and (4) put in place.
Hon McClay	Potential conflict between responsibility as Minister of Agriculture for Primary Sector Growth Fund decisions and a personal interest.	Personal	Responsibilities as Minister of Agriculture for Primary Sector Growth Fund decisions relating to wearable devices for livestock transferred to Hon Grigg on 14 July 2025. Actions (1), (2), (3) and (4) put in place.
Hon Willis	Potential conflict between responsibilities as Minister of Finance and Minister for Economic Growth for matters relating to Roa projects and a personal interest.	Personal	Responsibilities as Minister of Finance and Minister for Economic Growth for matters relating to Roa projects transferred to Hon Bishop on 16 July 2025. Actions (1), (2), (3), and (4) put in place. The transfer letter notes that it is intended to allow Hon Willis to consider papers and decisions which refer to Roa projects as part of the factual background/context as long as they do not require or relate to decisions specifically about Roa projects.
Hon Bishop	Potential conflict between responsibilities as Minister for Infrastructure in relation to the Fast-Track Approvals Act and a personal interest.	Personal	Responsibilities as Minister for Infrastructure for all matters relating to consideration of the Beachgrove Kaiapoi Expansion Project under the Fast-track Approvals Act 2024 transferred to Hon Jones on 5 August 2025. Actions (1), (2), (3) and (4) put in place.
Hon Goldsmith	Potential conflict between responsibilities as Minister for Arts,	Personal	Responsibilities as Minister of Arts, Culture and Heritage for matters relating to the

Minister	Matter at issue	Nature of conflict	Action taken
	<p>Culture and Heritage and a personal interest relating to the Problem Gambling Foundation.</p>		<p>community returns requirement, excluding matters relating to the relative allocation of funding between community organisations from the pool of funding derived from gambling proceeds (that pool being separate from the problem gambling levy) transferred to Hon Upston on 3 September 2025. Actions (1), (2), (3) and (4) put in place. Action (3) applies to the extent that the paper/report solely relates to the transferred matters.</p>
<p>Hon Seymour</p>	<p>A previous potential conflict regarding Dunedin Hospital unrelated to portfolio responsibilities no longer exists.</p>	<p>Personal</p>	<p>An arrangement was previously in place for Hon Seymour not to receive papers or participate in certain decisions relating to Dunedin Hospital. This arrangement ceased on 30 October 2025 as there is no longer a potential conflict.</p>
<p>Hon Chhour</p>	<p>Potential conflict between ministerial responsibilities as Minister for Children and Minister for Prevention of Family and Sexual Violence for matters relating to the redress system for survivors of abuse in State and faith-based care and a personal and pecuniary interest as a person who may be a beneficiary of the Redress System.</p>	<p>Pecuniary/personal</p>	<p>Responsibilities as Minister for Children and for Prevention of Family and Sexual Violence for matters relating to the Redress System originally transferred to Hon Upston on 31 October 2024. Transfer amended (narrowed) on 30 September 2025, so that: Responsibilities for matters relating to the eligibility or amount of redress payments, and support and other services for survivors of abuse in State care (in the context of this transfer State care survivors excludes school and health care survivors) retained by Hon Upston. Hon Chhour retains responsibility for:</p> <ul style="list-style-type: none"> • Matters relating to Lake Alice and the associated crime of torture issues;

Minister	Matter at issue	Nature of conflict	Action taken
			<ul style="list-style-type: none"> • Matters relating to the Crown’s apology for abuse in State and faith-based care including any legislation affecting the use of the apology in civil proceedings; • Matters relating to redress for school, health-related and faith-based care survivors; and • Decisions around appointments to the Survivor Experiences Board take at APH; provided the above do not overlap with the transferred matters. <p>Actions (1), (2), (3) and (4) remain in place for the transferred matters.</p>
Hon Potaka	Potential conflict between Ministerial responsibilities and any interest relating to the Fast-track Approvals Act 2024.	Any	Responsibilities as Minister under any of the portfolios held by Hon Potaka, for matters relating to any application made under the Fast-track Approvals Act 2024 for which he has a conflict of interest, transferred to Hon Meager on 11 November 2025. Actions (1), (2), (3) and (4) to be put in place for any project for which the transfer arrangements have been activated.
Hon Bishop	Potential conflict between responsibilities as Minister for Infrastructure in relation to the Queenstown Cable Car Project and a personal interest.	Personal	Responsibilities as Minister for Infrastructure for all matters relating to the Queenstown Cable Car Project under the Fast-track Approvals Act 2024 transferred to Hon Jones on 2 December 2025. Actions (1), (2), (3) and (4) put in place.
Hon Potaka	Potential conflict between responsibilities as Minister for Māori Crown Relations in relation to a property in	Personal	Responsibilities as Minister for Māori Crown Relations for any matter relating to a Papakura property for which he has a personal interest,

Minister	Matter at issue	Nature of conflict	Action taken
	Papakura and a personal interest.		transferred to Hon Jones in December 2025. Actions (1), (2), (3) and (4) put in place.

Proactively Released



Memo: Health Target Dashboard – March 2026

To: Rt Hon Christopher Luxon, Prime Minister

Date:	5/03/2026	Priority level:	Routine
--------------	-----------	------------------------	---------

Purpose

- To provide you with the latest Health Target dashboard (refer Attachment A)

Summary

- The quarterly results to December 2025 for the All of Government Health Targets are planned to be published by Health NZ this month:
 - Shorter Stays in ED (SSED) is 74.2%, up 2.1pp from December 2024.
 - Elective treatment is 64.5%, up 5.3pp from end of December 2024.
- Key insights (from unvalidated operational data within the Health Target dashboard and the broader reporting to the Minister) are:

s9(2)(f)(iv)

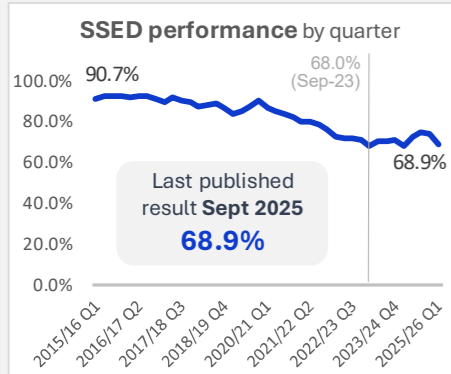
- Your next briefing will cover the latest Export Dashboard, due to you on 12 March 2026. This will provide a slimmed down version of the dashboard, as discussed and agreed with your office, and present the latest statistics to end December 2025.

David Jagger, Data and Insights Manager

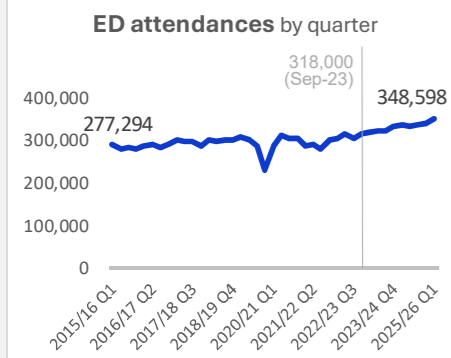
Delivery Unit

Shorter stays in ED

s9(2)(f)(iv)

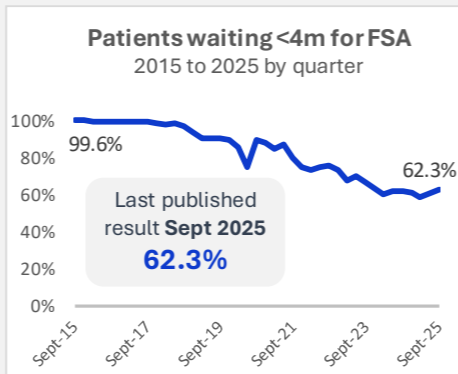


s9(2)(f)(iv)

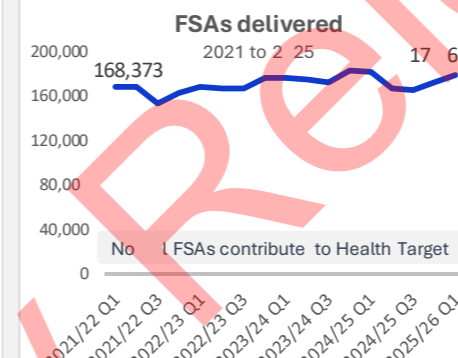
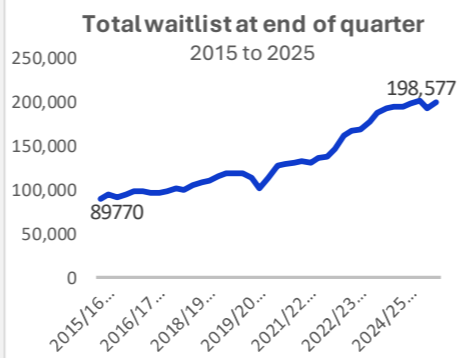


Shorter wait times for first specialist assessment (FSA)

s9(2)(f)(iv)

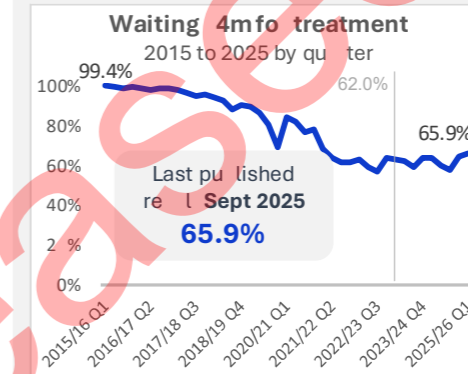


s9(2)(f)(iv)

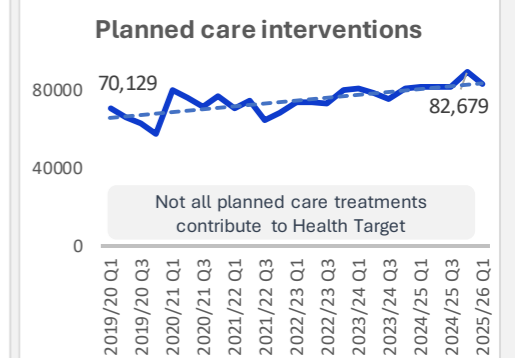
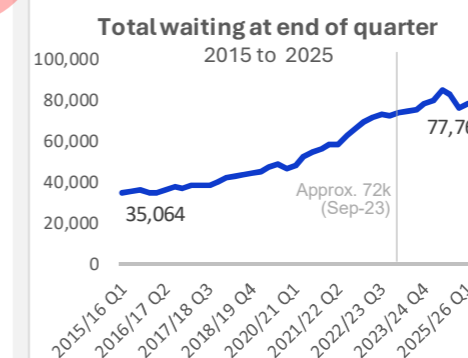


Shorter wait times for elective treatment

s9(2)(f)(iv)

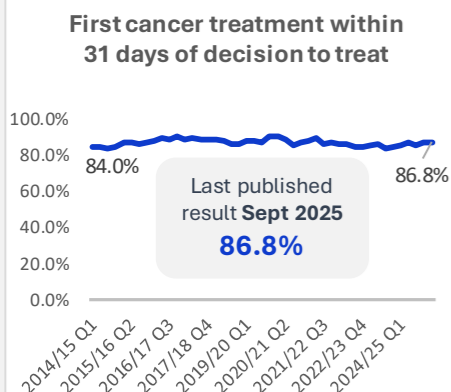


s9(2)(f)(iv)

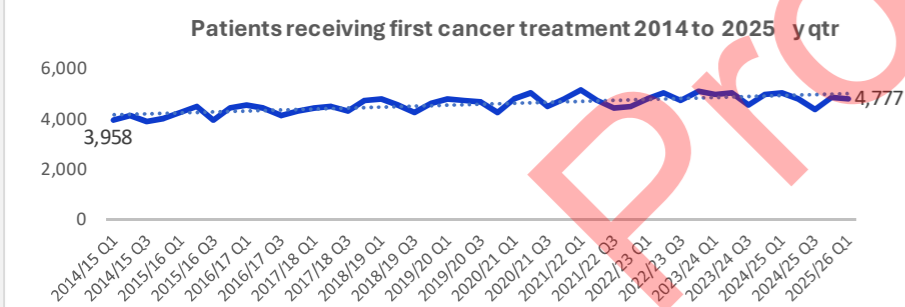


First cancer treatment within 31 days

s9(2)(f)(iv)



s9(2)(f)(iv)



Immunisation coverage at 24 months

s9(2)(f)(iv)

s9(2)(f)(iv)

Activity and Efficiency

s9(2)(f)(iv)

— Unvalidated, up-to-date operational data
— Validated data from National Collections

Accompanying notes | Health Target Weekly Dashboard Page 2

Shorter stays in emergency departments (SSED)

SSED: This metric is telling you the proportion of patients who were admitted (eg to a hospital inpatient ward), discharged (eg having been treated within the ED itself), or transferred (eg to another hospital for specialist surgery) from an ED within 6 hours.

The validated data (source: NNPA National Collection) is presented from Q1 of FY 2015/16 to the latest published quarter. The unvalidated operational data (source: Rapid national automation dataset (Rapid) for ED) is presented for the last 12 weeks to the week ending 22 February 2026 (ie starting November 2024).

ED attendances: This metric is telling you the number of patients who attended ED (ie patients who presented to ED and waited to be seen).

Please note – the denominator for SSED is ED attendances, rather than ED presentations (ie it excludes people who present to ED but do not wait to be seen, or are diverted elsewhere eg to urgent care).

The validated data (source: NNPA) is presented from Q1 of FY 2015/16 to the latest published quarter. The unvalidated operational data (source: Rapid) is presented for the last 12 weeks to the week ending 22 February 2026.

Shorter wait times for first specialist assessment (FSA)

Patients waiting <4 months for FSA: This metric is telling you the proportion of patients who wait less than four months for an FSA from the date of referral.

The validated data (source: NBR National Collection) is presented from Q1 of FY 2014/15 to the latest published quarter. The unvalidated operational data (source: Rapid) is presented for the last 16 weeks to the week ending 1 February 2026 (ie starting October 2024).

Total waitlist at end of quarter: This metric is telling you the total number of patients on the FSA waitlist at the end of each quarter.

The validated data (source: NBR) is presented from Q1 of FY 2015/16 to the latest published quarter.

FSAs delivered: This metric is telling you the total number of FSAs delivered each quarter (source: NNPA).

Please note – not all FSAs contribute to the Health Target (eg Maternity FSAs are excluded).

The validated data (source: NNPA) is presented from Q1 of FY 2021/22 to the latest published quarter.

Shorter wait times for elective treatment

Patients waiting <4 months for elective treatment: This metric is telling you the proportion of people given a commitment to treatment who have been waiting less than four months as a proportion of all people waiting for elective treatment at the end of the period.

The validated data (source: NBR) is presented from Q1 of FY 2014/15 to the latest published quarter. The unvalidated operational data (source: Rapid) is presented for the last 16 weeks to the week ending 1 February 2026 (ie starting October 2024).

Total waitlist at end of quarter: This metric is telling you the total number of patients on the elective treatment waitlist at the end of each quarter. The validated data (source: NBR) is presented from Q1 of FY 2014/15 to the latest published quarter.

Planned care interventions: This metric is telling you the total number of planned care interventions (ie elective treatments) completed each quarter.

Please note – not all interventions contribute to the Health Target (eg colonoscopies are excluded).

The validated data (source: NMDS and NNPA National Collections) is presented from Q2 of FY 2019/20 to the latest published quarter.

First cancer treatment within 31 days

First cancer treatment within 31 days of decision to treat: This metric is telling you the proportion of eligible cancer patients who received their first treatment within 31 days of a health professional's decision to treat them.

The validated data (source: National Collection for FCT) is presented from Q1 of FY 2014/15 to the latest published quarter.

Patients receiving first cancer treatment: This metric is telling you the number of patients who commenced their first cancer treatment each quarter.

The validated data (source: National Collection for FCT) is presented from Q1 of FY 2014/15 to the latest published quarter.

Preliminary unvalidated data is also sourced from the National Collection for FCT but has not yet been subject to the quarterly data validation process.

Immunisation coverage at 24 months

Children fully immunised at 24 months: This metric is telling you the percentage of children who have all their scheduled vaccinations by the time they are two years old.

Children not fully immunised at 24 months: This metric is telling you the percentage of children who have not had all their scheduled vaccinations by the time they are two years old.

Vaccine doses delivered: This metric is telling you the number of vaccine doses delivered for children aged less than 24 months per weekly for DTaP-IPV (diphtheria, tetanus, pertussis, polio) DTaP-IPV-HepB-Hib (diphtheria, tetanus, pertussis, polio, Haemophilus influenzae type B, and hepatitis B), Hib (Haemophilus influenzae type B), MMR (measles, mumps, rubella) and PCV13 (pneumococcal disease).

The validated data (source: AIR Aotearoa Immunisation Register).

Operational Efficiency Measures

Case-weighted Discharges: Case-weights are hospital discharges multiplied by a relative weighting depending on patient and case complexity. Data source: NMDS for known case-weights, Rapid is used to report patients that have been seen but have not yet been coded for a case-weight – hence this is an estimation.

Outsourced Elective Cases: Shows 1. the number of cases sent to private providers for elective treatment and 2. the number of elective procedures for surgical specialties completed in private facilities. Note: Data is offset by 3 weeks to give providers time to send invoice to district, and for district to enter in their system. Outsourcing numbers for week may not be complete yet. Source: Rapid Inpatients.

Patients waiting in ED >24 hours: This metric will tell you the number of people that wait over 24 hours in an ED before being admitted, discharged, or transferred. Source: Rapid ED.

Theatre Utilisation: This metric will tell you the total time theatres are occupied by a patient (excluding turnaround time) as a percentage of the planned elective session time (ie the extent which the surgical session is utilised). Source: Rapid Theatre Events.

Note: Rapid is not subject to robust data validation processes

Regional and District Health Target performance

Dashboard shows most up-to-date data available. Note varying date ranges under each title. Operational data source (Rapid) used for first three measures.

Q2 2025/26 results – to be published March: ■ met quarterly milestone

	SSED (milestone 77%)	FSA (milestone 65%)	Treatment (milestone 70%)	FCT (milestone 87%)	Imms at 24m (milestone 87%)
National	74.2%	62.2%	64.5%	87.0%	82.9%
Northern	73.8%	64.6%	62.1%	86.1%	83.1%
Te Manawa Taki	74.2%	62.1%	69.6%	93.5%	75.4%
Central	67.4%	65.2%	71.5%	87.4%	85.5%
Te Waipounamu	79.6%	55.5%	59.2%	82.6%	88.2%

s9(2)(f)(iv)

Proactively Released



Memo: Export Dashboard – March 2026

To: Rt Hon Christopher Luxon, Prime Minister

Date:	12/03/2026	Priority level:	Routine
--------------	------------	------------------------	---------

Purpose

- To provide you with the latest Export Dashboard (refer Attachment A).

Summary

- This iteration of the dashboard has been reduced in scope, as discussed and agreed with your office, but with a wider range of trading partners included in the tracker table.
- Key insights** from the dashboard (based on trade statistics to end December 2025) are:
 - Exports totalled \$114.1bn in ye Dec 2025, +12% (+\$12.1bn) in the year and +19% over two years (since ye Dec 2023, your growth goal baseline) above the required rate to double in ten years.
 - Goods make up 71% of export value and grew 14% (+\$9.7bn), with services up 8% (+\$2.4bn).
 - The industries with the largest dollar gains were milk powder, butter, metals (mainly gold), sheep meat and travel services, which all grew by more than \$1bn.
 - Food & fibre accounts for 56% of annual export value (\$63.5bn) and grew 15% in the last year, chiefly driven by dairy, meat and wool and horticulture. Meat and wool continues to benefit from tight global supply and firm prices. Kiwifruit exports totalled \$4.4bn, +85% over the last two years.
 - Tourist spend was +3% to \$12.5bn, with growth in international arrivals (+6%) slightly lagging expectations and a drop in average revenue per visitor.
 - International education exports rose by 17% to \$4.7bn and are tracking well against expectations.
 - The 10 significant export markets now being tracked in the dashboard account for 83% of exports, and all grew in the last year.
 - The biggest revenue growth in the last year was to China and Australia (both +\$1.9bn).
 - The largest % increases over two years have been to India (+66%) and the EU (+53%), with exports to the UK and Gulf Cooperation Council also seeing substantial growth (both +37%).
 - h. s (2)(g))
- Your next briefing will provide the latest Health Target and Economic dashboards, due to you on 2 April.

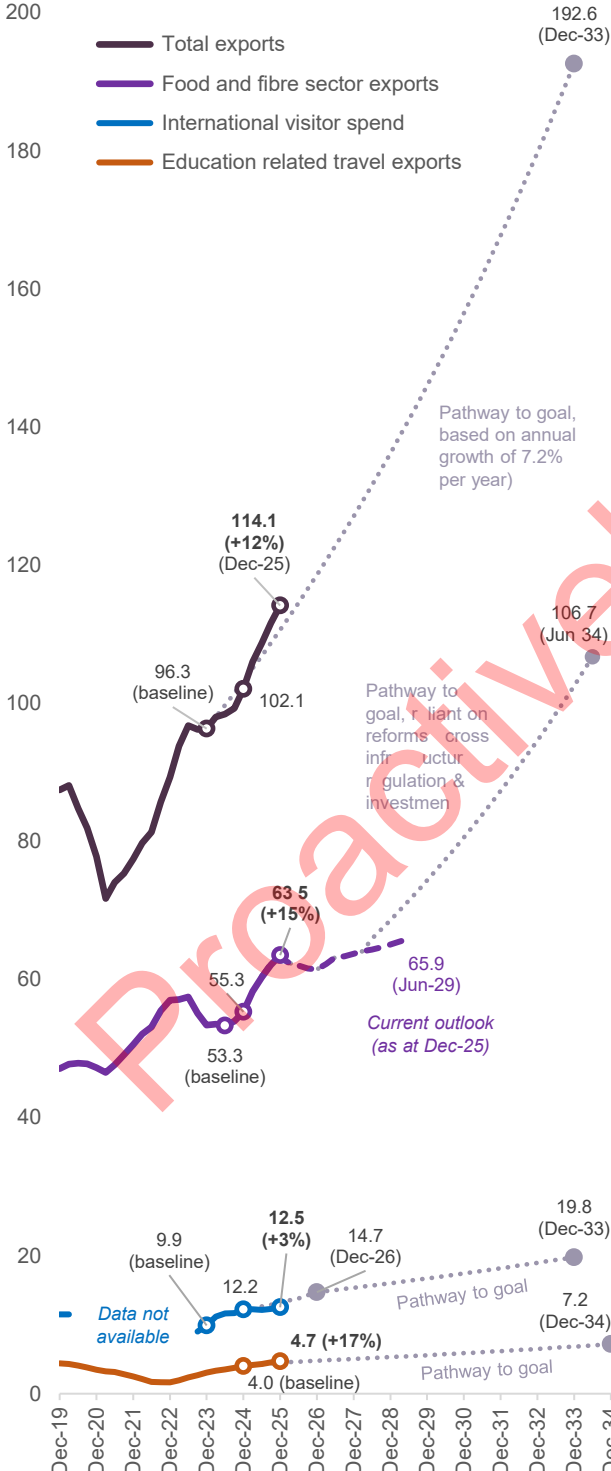
David Jagger, Data and Insights Manager
Delivery Unit

Export Dashboard – 12 March 2026

- NZ exports have continued their strong recent growth trajectory, rising 12% (\$12.1bn) to \$114.1bn in y/e Dec 2025.
- Sustained demand & strong global prices have driven primary sector export growth, especially dairy (+18%), meat (+17%) & kiwifruit (+29%).
- Services exports continued their post-Covid recovery (+8% to \$33.6bn), with growth in travel, business and transportation service exports.
- The EU market is showing strong growth (+29%), and exports to India show promise (+28%, +\$2.0bn) following the conclusion of FTA negotiations.
- International arrivals grew 6% (slightly below expectations) and yielded a 3% export \$ growth, with lower growth than anticipated in average spend.
- The situation in the Middle East risks short term disruption to international transit activity impacting growth in international visitors & related spend. Further, an extended disruption to shipping through the Persian Gulf could impact our \$3.4bn export trade to the region.
- Education related exports rose 17% (to \$4.7bn) and remain on track to reach the \$7.2bn goal by 2034.

Strong year-on-year growth in last five quarters means NZ exports have made a good start towards doubling in 10 years

Billion (\$NZD)



Most export industries grew last year (meat, milk powder & butter the highest), as did our largest markets (in particular to EU, China & Aus.)

For illustrative purposes, the level of growth for each sector/industry/market is tracked against the overall annualised growth rate needed to double exports by December 2033 (see text colour key).

Text colour key

Green = Growth \geq 7.2% in last year \geq 7.9% since Dec 2023
 No colour = Positive growth but below overall required rate
 Red = Negative growth in last year or since Dec 2023

Export groupings	% of exports (ye Dec-25)	Value of exports (\$bn (ye Dec-25))	Δ in last year (since Dec-24)		Δ in total (since Dec-23)	
			\$bn	%	\$bn	%
TOTAL EXPORTS	100%	\$14.1	+\$12.1	+11.8%	+\$17.8	+18.5%
Total Goods	71%	\$80.5	+\$9.7	+13.7%	+\$11.9	+17.3%
Total Services	29%	\$33.6	+\$2.4	+7.6%	+\$5.9	+21.4%
Goods exports - by sector and main industries						
Dairy	25%	\$28.8	+\$4.4	+18%	+\$5.1	+21%
Whole Milk Powder	8%	\$9.2	+\$1.5	+19%	+\$1.8	+25%
Butter Fat & Cr	5%	\$6.1	+\$1.4	+31%	+\$1.8	+43%
Cheese	3%	\$3.5	+\$0.7	+26%	+\$0.5	+19%
Casein & Protein Products	3%	\$3.2	+\$0.3	+10%	+\$0.2	+5%
Skim Milk & Butter Milk Powder	2%	\$2.2	+\$0.1	+5%	-\$0.0	-1%
Instant Formula	2%	\$2.2	+\$0.1	+6%	+\$0.4	+23%
Industrial	12%	\$13.5	+\$1.3	+10%	+\$1.7	+15%
Machinery & Equipment	5%	\$5.4	+\$0.2	+4%	+\$0.3	+6%
Metals	4%	\$4.9	+\$1.2	+32%	+\$1.5	+43%
Industrial Inputs	1%	\$1.5	-\$0.1	-8%	-\$0.2	-12%
Meat	11%	\$12.9	+\$1.9	+17%	+\$1.7	+15%
Beef Meat	4%	\$5.0	+\$0.6	+14%	+\$0.6	+13%
Sheep Meat	4%	\$4.7	+\$1.1	+30%	+\$1.0	+26%
Forestry	6%	\$6.3	+\$0.4	+6%	+\$0.5	+9%
Logs	3%	\$3.4	+\$0.2	+7%	+\$0.1	+3%
Sawn Timber & Sleepers	1%	\$1.2	+\$0.1	+13%	+\$0.3	+33%
Pulp & Chips	1%	\$0.8	+\$0.0	+7%	+\$0.1	+10%
Paper & Paperboard	<0.5%	\$0.4	-\$0.0	-11%	+\$0.0	+8%
Fruit & Vegetable	6%	\$7.1	+\$1.3	+23%	+\$2.7	+60%
Kiwifruit	4%	\$4.4	+\$1.0	+29%	+\$2.0	+85%
Apples	1%	\$1.3	+\$0.3	+27%	+\$0.4	+45%
Onions	<0.5%	\$0.1	-\$0.0	-12%	-\$0.0	-15%
Other Fruit & Vegetables	1%	\$1.1	+\$0.0	+4%	+\$0.2	+25%
Other Primary	3%	\$3.8	+\$0.0	+0%	+\$0.1	+2%
Consumer	2%	\$2.7	-\$0.0	-1%	+\$0.2	+9%
Seafood	2%	\$2.2	+\$0.0	+1%	+\$0.1	+5%
Wine	2%	\$2.2	+\$0.2	+8%	+\$0.1	+3%
Services exports - by sector						
Travel	15%	\$17.2	+\$1.0	+6%	+\$4.3	+33%
Education related travel	4%	\$4.7	+\$0.7	+17%	+\$1.7	+55%
Transportation	4%	\$4.2	+\$0.3	+7%	+\$0.4	+10%
Business services	3%	\$3.9	+\$0.4	+12%	+\$0.9	+29%
Telecoms, computer & info.	2%	\$1.9	-\$0.0	-2%	-\$0.0	-1%
Intellectual property charges	2%	\$1.9	+\$0.0	+2%	+\$0.1	+8%
Government services	<0.5%	\$0.4	+\$0.0	+10%	+\$0.1	+19%
Total exports - by major trading partners						
China	20%	\$22.9	+\$1.9	+9%	+\$2.5	+12%
USA	15%	\$17.6	+\$1.3	+8%	+\$2.1	+14%
Australia	15%	\$17.6	+\$1.9	+12%	+\$2.2	+14%
ASEAN	9%	\$10.8	+\$0.9	+9%	+\$1.8	+19%
EU27	8%	\$8.8	+\$2.0	+29%	+\$3.0	+53%
Japan	4%	\$4.7	+\$0.2	+4%	+\$0.4	+9%
UK	4%	\$4.2	+\$0.5	+13%	+\$1.1	+37%
Gulf Cooperation Council	3%	\$3.4	+\$0.6	+22%	+\$0.9	+37%
South Korea	3%	\$3.2	+\$0.5	+21%	+\$0.3	+12%
India	2%	\$2.0	+\$0.4	+28%	+\$0.8	+66%

(1) Select major trading partners, key sectors and categorisable industries are shown (e.g. "Other Dairy Products" excluded). As such, summing of breakdowns will not add up to totals.

Export Dashboard – Data sources & interpretation notes

Data sources

Source 1: International trade statistics, Statistics New Zealand

https://statisticsnz.shinyapps.io/trade_dashboard/ | <https://www.stats.govt.nz/information-releases/international-trade-december-2025-quarter/>

Source 2: International Visitor Survey (IVS), MBIE

<https://www.mbie.govt.nz/immigration-and-tourism/tourism-research-and-data/tourism-data-releases/international-visitor-survey-ivs>

Measure definitions and interpretation notes

Measure 1: Total exports value

Definition: The total export value (\$ billion NZD) of New Zealand's goods and services to the rest of the world, shown on a rolling annual basis each quarter [Source 1]

Description/interpretation:

The baseline used for measuring the Government's overall goal to double the value of exports is the export value in the year to December 2023, with the goal set for the year to December 2033.

The chart highlights five key data values: the baseline, the latest annual value, the comparable value from the prior year, the % change from prior year, and the goal.

The 10-year pathway from the baseline to the goal value is illustrative for tracking progress, based on the scenario of achieving a fixed (compounding) annual growth of 7.2% each year.

Measure 2: Export value of the food and fibre sector

Definition: Same as Measure 1 but tracks the subset of exports categorised as "food and fibre" goods [Source 1]

Description/interpretation:

The food and fibre sector covers dairy, meat and wool, horticulture, forestry, seafood, arable, and processed food and other products.

The timeframes tracked relate to MPI's implementation of their *Double Export Value* programme, which uses year ending June 2024 as their growth baseline to achieving the goal in year ending June 2034.

The current outlook aligns with forecasts in MPI's latest *Situation and Outlook for Primary Industries* report. Supply and demand factors such as land use, production, consumer preferences, macro indicators, and market prices shape the outlook for the sector. For further information: [Situation and Outlook for Primary Industries | NZ Government](#)

An illustrative longer term pathway from June 2028 to June 2034 is shown, calculated as a fixed (compounding) annual growth of 8.4% each year assuming the growth forecast to June 2028 is achieved.

Measure 3: Export value of education related travel

Definition: Same as Measure 1 but tracks the subset of exports categorised as travel services relating to education [Source 1]

Description/interpretation:

Education related travel covers estimates of all expenditure by international student visa holders. It includes spending on tuition fees and living expenses.

The International Education Going for Growth Plan (announced July 2025) set the goal of achieving \$7.2bn export value in year ending December 2034, based on the baseline in year ending December 2024 at that point in time. For further information: [International Education Going for Growth Plan 2025](#)

The pathway to this export double goal is underpinned by both volume change (student enrolment growth goals) and spending growth assumptions.

Measure 4: International visitor spend value

Definition: The total estimated spend (\$ billion NZD) of international visitors to New Zealand, shown on a rolling annual basis each quarter [Source 2]

Description/interpretation:

The goal for tourism export growth is being measured based on estimates of spend from the IVS, rather than through international trade statistics. The survey provides quarterly estimates of the direct contribution of international visitors to the economy, with Statistics NZ producing estimates of the full value of the tourism sector (via its Tourism Satellite Account) only on an annual basis.

The baseline for doubling tourism exports is the export value in the year to December 2023, with the goal set for the year to December 2033.

Tourism NZ estimate that achieving 3.9 million visitors by December 2026 would deliver \$14.7bn in spend, assuming modest 1-2% growth in average spend per visitor. This would require lower volume growth in out-years, with continued modest average spend growth, to meet the double tourism exports target by year ending December 2033. Changes in market mix will also impact the export value generated from tourism.

Note IVS data is unavailable for the period May 2020 to July 2022, when the survey was paused during Covid-19 restrictions.

Measure 5: Granular breakdowns of export value by industries/products/markets (table)

Definition: Same as Measure 1 but shown to various levels of disaggregation, and comparing the \$ and % change between the latest results and both the prior year and the baseline year [Source 1]

Description/interpretation:

Total goods presents New Zealand's international trade in goods only when goods change ownership, rather than when the goods crossed the border.

Total services presents transactions between residents and non-residents of New Zealand.

Further detail on the business rules for the breakdowns into sectors, industries/products, and select major trading partners can be provided on request.

For illustrative purposes, export growth both in the last year and since baseline for each category is tracked against the overall annualised growth rate required to double exports by December 2033. Colour coding of text gives an 'at a glance' view of which areas have experienced export growth above the illustrative 'doubling' rate (green), positive but smaller export growth (black), or negative export growth (red).



Cabinet Office

Memo

13 March 2026

To Prime Minister

From Nicola Purvis

Subject **Amendment to transfer of responsibility – aviation matters**

Deadline Urgent – 16 March 2026

Purpose

1 We seek your agreement to narrow Hon Bishop’s transfer of responsibility (to Hon Meager) for matters relating to the aviation sector.

Background

2 Hon Bishop transferred his responsibilities as Minister of Transport for matters relating to the aviation sector to Hon Meager in February 2025. 9(2)(a), 9(2)(ba)(ii), 9(2)(f)(iv)

3 This transfer was deliberately broader than Hon Bishop’s actual conflict for practical reasons s9(2)(f)(iv) & s9(2)(g)(i)

4 As you will know, Hon Bishop has been appointed as a member of a Ministerial Group to monitor the impact of the conflict in the Middle East, as the Minister of Transport. 9(2)(f)(iv), 9(2)(ba)(ii)

Hon Bishop wishes to narrow the transfer to allow him to fully participate in this Group and in any resulting Cabinet discussions and decisions.

Advice

5 We propose that the transfer remain in place for matters relating to the aviation sector excluding matters reported to or considered by the Ministerial Group provided they do not directly concern or affect Wellington International Airport.

6 9(2)(ba)(ii), 9(2)(f)(iv), 9(2)(g)(i)

7 A copy of the proposed transfer amendment letter is included in the **Appendix** to this memo.

Recommendations

8 I recommend that you:

- 8.1 **agree** to an amendment of the transfer of responsibility from Hon Bishop to Hon Meager in accordance with the **attached** letter.

AGREE/DISAGREE/DISCUSS



Nicola Purvis
Deputy Secretary of the Cabinet
(Constitutional and Honours)

Rt Hon Christopher Luxon
Prime Minister

Date: / 2026

Distribution:

Cameron Burrows, Chief of Staff
9(2)(a) [REDACTED]

Proactively Released

Appendix

Hon James Meager
Parliament Buildings
WELLINGTON

Dear Minister

Narrowing transfer of responsibility for aviation matters

1. As you know, my responsibilities as Minister of Transport include matters relating to the aviation sector.
2. On 12 February 2025, I transferred to you, under section 7 of the Constitution Act 1986 and with the Prime Minister's agreement, my responsibilities as Minister of Transport matters relating to the aviation sector. This included air service, alliance agreements, policy development and making aviation rules and regulations, and oversight of the performance of the Civil Aviation Authority, including board appointments.
3. The transfer was intended to avoid a perception of a conflict of interest between my personal interest and my responsibilities as Minister of Transport, although the scope of the transfer was wider than my conflict of interest.
4. I have now been appointed as a member of a Ministerial Group to monitor the impact of the conflict in the Middle East, with a focus on economic security including on fuel stocks and price, supply chain impacts and resilience, and impact on New Zealand's exporters. In order to participate in this Ministerial Group, and with the Prime Minister's agreement, I wish to narrow the transfer to allow me to participate in that Group and in any resulting Cabinet discussions and decisions.
5. In order to avoid a perception of a conflict between my personal interest and my responsibilities as Minister of Transport, you will now retain responsibility for the following Transferred Matters: *matters relating to the aviation sector except to the extent they are matters reported to or considered by the Ministerial Group provided they do not directly concern or affect Wellington International Airport.*
6. As a consequence of this
 - 6.1 official will report to you directly on the Transferred Matters;
 - 6.2 any information relating to the Transferred Matters will be referred to you;
 - 6.3 I will not receive Cabinet papers or official papers or reports relating to the Transferred Matters; and
 - 6.4 if the Transferred Matters are discussed at the Ministerial Group, Cabinet committee or Cabinet meetings, I will declare my interest and withdraw from the relevant meeting.
7. You should sign off on decisions relating to the Transferred Matters as the Acting Minister of Transport and you should not discuss or otherwise consult me on these matters.

Yours sincerely

Hon Chris Bishop

cc Prime Minister, Secretary of the Cabinet, Secretary for Transport



Cabinet Office

Memo

25 March 2026

To Prime Minister

From Nicola Purvis

Subject **Transfer of responsibility – Telecommunications Regulatory Review**

Deadline **Urgent – tomorrow (26 March 2026)**

Purpose

1 We seek your agreement to a transfer of responsibility for matters relating to the Telecommunications Regulatory Review.

Background

2 As the Minister of Finance, Hon Willis has been delegated responsibilities by Cabinet in relation to the Government's response to the Telecommunications Regulatory Review.

3 Hon Willis has today identified a potential conflict of interest with that Review, as 9(2)(a) 9(2)(a), 9(2)(ba)(ii), 9(2)(f)(iv) .

4 We request your urgent consideration of this transfer as the Ministers of Regulation and Media and Communications plan to announce tomorrow the Government's response to the Telecommunications Regulatory Review.

Advice

5 To manage this potential conflict, we recommend implementing a transfer of responsibility to another minister. Under the Constitution Act 1986, section 7, any Minister may exercise the functions, duties and powers conferred on another Minister (unless the context requires otherwise). The transfer would be of Hon Willis' responsibilities as Minister of Finance for matters relating to the Government's response to and implementation of the Telecommunications Regulatory Review (Telecommunications Regulatory Review matters).

6 Hon Willis' office has consulted with Hon Bishop's office, and Hon Bishop is happy to accept the transfer of responsibility, subject to your agreement. A copy of the proposed transfer letter is included in the **Appendix** to this memo.

7 9(2)(ba)(ii), 9(2)(f)(iv), 9(2)(g)(i)

Recommendations

- 8 I recommend that you **agree** to a transfer of responsibility from Hon Willis to Hon Bishop of Hon Willis' responsibilities as Minister of Finance for Telecommunications Regulatory matters.

AGREE / DISAGREE / DISCUSS



Nicola Purvis
Deputy Secretary of the Cabinet
(Constitutional and Honours)

Rt Hon Christopher Luxon
Prime Minister

Date: / / 2026

Distribution:
Cameron Burrows, Chief of Staff
9(2)(a)

Proactively Released

Appendix

Hon Bishop
Parliament Buildings
WELLINGTON

Dear Minister

Transfer of responsibility in relation to Telecommunications Regulatory Review matters

- 1 My responsibilities as Minister of Finance include responsibilities relating to telecommunications. The Government wishes to make certain changes in that sector arising out of the Telecommunications Regulatory Review.
- 2 I wish to avoid a perception of a conflict of interest between my personal interest and my responsibilities as Minister of Finance.
- 3 Accordingly, I am transferring to you, under section 7 of the Constitution Act 1986 and with the Prime Minister's agreement, my responsibilities as Minister of Finance for matters relating to the Government's response to and implementation of the Telecommunications Regulatory Review (Telecommunications Regulatory Review matters).
- 4 As a consequence of this:
 - 4.1 officials will report directly to you on Telecommunications Regulatory Review matters;
 - 4.2 any information relating to Telecommunications Regulatory Review matters will be referred to you;
 - 4.3 I will not receive Cabinet papers or official papers or reports relating to Telecommunications Regulatory Review matters;
 - 4.4 if Telecommunications Regulatory Review matters are discussed at Cabinet committee or Cabinet meetings, I will declare my interest and withdraw from the meeting (or seek the agreement of colleagues to continue to take part).
- 5 You should sign off on decisions relating to Telecommunications Regulatory Review matters as the Acting Minister of Finance. You should not discuss matters connected to Telecommunications Regulatory Review matters with me or otherwise consult me on them.

Yours sincerely

Hon Nicola Willis

cc Prime Minister
Secretary of the Cabinet
Secretary to the Treasury
Secretary of Business, Innovation and Employment
Secretary of Regulation